



Every year end we analyse our selfstudy.in site utilisation, we are delighted to see this site is accessed from different places, we will work hard to make it useful to our student and teaching community. Site utilisation best described by following statistical parameters :

Total hits > 5.92 Lakhs

Total Visitors > 1.41 Lakhs

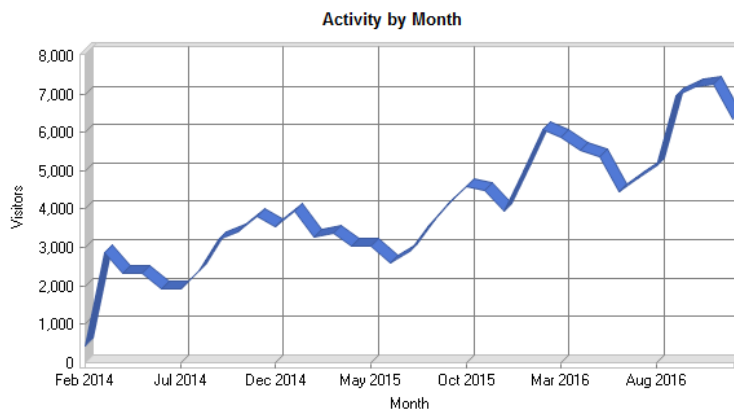
Total distinct IP > 1.01 Lakhs

Thanks for using this site, we will work hard to serve you better in future.

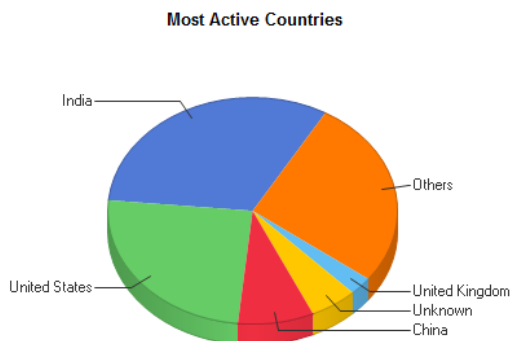
Contents		Time range: <input type="text" value="All time (23-02-2014 - 31-12-2016)"/>	Generated on Sat Dec 31, 2016 - 18:32:08
Summary			
Summary			
Hits			
Total Hits		592,896	
Visitor Hits		436,969	
Spider Hits		155,927	
Average Hits per Day		568	
Average Hits per Visitor		3.10	
Cached Requests		27,598	
Failed Requests		36,269	
Page Views			
Total Page Views		71,440	
Average Page Views per Day		68	
Average Page Views per Visitor		0.51	
Visitors			
Total Visitors		141,044	
Average Visitors per Day		135	
Total Unique IPs		101,986	
Bandwidth			
Total Bandwidth		73.42 GB	
Visitor Bandwidth		43.99 GB	
Spider Bandwidth		29.43 GB	
Average Bandwidth per Day		72.08 MB	
Average Bandwidth per Hit		129.85 KB	
Average Bandwidth per Visitor		327.07 KB	



- General Statistics
- Activity Statistics
 - Daily
 - By Hour of Day
 - By Day of Week
 - By Week
 - By Month
- Access Statistics
- Visitors
- Referrers
- Browsers
- Errors



- General Statistics
- Activity Statistics
- Access Statistics
- Visitors
 - Hosts
 - Top-Level Domains
 - Countries
 - US States
 - Cities
- Referrers
- Browsers
- Errors



Most Active Countries

Srl No.	Country	Hits	Visitors	% of Total Visitors	Bandwidth (KB)
1	India	2,22,184	44,888	31.83%	2,33,04,373
2	United States	61,201	35,091	24.88%	61,09,442
3	China	20,051	11,905	8.44%	22,46,038
4	Unknown	17,717	7,454	5.28%	27,79,688
5	United Kingdom	7,317	3,655	2.59%	9,08,956
6	Ukraine	11,135	3,277	2.32%	2,29,479
7	Pakistan	11,608	2,827	2.00%	11,24,493
8	Canada	4,312	2,281	1.62%	5,10,119
9	Russian Federation	2,812	1,571	1.11%	2,62,186
10	Philippines	3,515	1,401	0.99%	3,92,671
11	Brazil	3,896	1,379	0.98%	2,76,096

Site Utilisation



SelfStudy.in

Srl No.	Country	Hits	Visitors	% of Total Visitors	Bandwidth (KB)
12	Germany	4,821	1,364	0.97%	7,84,969
13	Bangladesh	5,232	1,273	0.90%	5,07,011
14	Mexico	1,485	1,011	0.72%	2,29,432
15	Australia	2,522	950	0.67%	2,80,913
16	Japan	1,236	903	0.64%	2,73,479
17	Korea, Republic of	3,365	817	0.58%	2,71,275
18	France	2,681	800	0.57%	2,56,385
19	Malaysia	1,829	723	0.51%	2,25,418
20	Indonesia	1,860	698	0.49%	2,21,927
21	Netherlands	1,124	639	0.45%	98,646
22	United Arab Emirates	2,043	625	0.44%	1,92,506
23	Singapore	1,311	606	0.43%	1,40,985
24	Nigeria	1,998	593	0.42%	2,47,482
25	Egypt	2,197	534	0.38%	2,00,588
26	Thailand	1,244	532	0.38%	1,71,535
27	South Africa	1,849	526	0.37%	1,77,816
28	Saudi Arabia	1,322	482	0.34%	1,38,060
29	Turkey	1,270	468	0.33%	1,45,948
30	Norway	922	458	0.32%	1,10,437
31	Hong Kong	1,254	455	0.32%	1,04,114
32	Iran	2,020	452	0.32%	1,78,588
33	Colombia	703	410	0.29%	84,021
34	Italy	1,236	379	0.27%	1,86,942
35	Sri Lanka	1,123	374	0.27%	1,56,613
36	Nepal	1,389	368	0.26%	1,29,801
37	Poland	761	366	0.26%	88,086
38	Spain	836	336	0.24%	81,726
39	Ireland	931	324	0.23%	64,850
40	Taiwan	679	288	0.20%	79,706
41	Vietnam	576	281	0.20%	68,792
42	Sweden	535	270	0.19%	59,642
43	Kenya	984	252	0.18%	1,14,246
44	Tanzania	852	244	0.17%	84,367
45	Sudan	470	230	0.16%	22,123
46	Czech Republic	392	227	0.16%	50,888
47	Peru	382	224	0.16%	50,761

Site Utilisation



SelfStudy.in

Srl No.	Country	Hits	Visitors	% of Total Visitors	Bandwidth (KB)
48	Romania	501	223	0.16%	57,531
49	Iraq	596	208	0.15%	62,908
50	Belgium	388	188	0.13%	59,172
	Subtotal	4,22,667	1,35,830	96.30%	4,46,03,255
	Total	4,36,969	1,41,044	100.00%	4,61,31,388

Most Active US States				
Srl No.	State	Hits	Visitors	Bandwidth (KB)
1	California	23,234	14,984	14,32,115
2	Virginia	6,887	3,424	9,79,677
3	Texas	2,539	1,687	2,86,620
4	New York	3,371	1,490	3,82,862
5	Illinois	1,356	978	1,48,972
6	Florida	1,579	898	1,66,722
7	Pennsylvania	2,700	786	3,88,594
8	Arizona	1,277	685	78,248
9	New Jersey	990	629	1,40,947
10	Georgia	785	574	92,790
11	Washington	911	555	1,12,558
12	Ohio	902	524	1,11,272
13	North Carolina	737	510	87,589
14	Massachusetts	899	487	1,05,166
15	Michigan	853	485	91,119
16	Missouri	929	355	99,474
17	Colorado	493	301	58,526
18	Indiana	559	300	56,027
19	Maryland	472	297	55,603
20	Tennessee	392	278	55,550
21	Utah	388	278	43,107
22	Minnesota	400	262	53,032
23	Oregon	408	262	53,512
24	Wisconsin	350	240	36,834

Site Utilisation



SelfStudy.in

Srl No.	State	Hits	Visitors	Bandwidth (KB)
25	Connecticut	363	224	43,459
26	Alabama	510	219	44,376
27	South Carolina	306	196	43,648
28	Kansas	1,199	171	34,241
29	Louisiana	292	165	42,325
30	Kentucky	299	137	36,717
31	Oklahoma	203	135	25,939
32	Iowa	187	134	27,613
33	Idaho	285	131	36,222
34	New Mexico	183	116	18,695
35	Nevada	170	112	23,169
36	Mississippi	128	87	15,853
37	Delaware	118	84	14,848
38	Rhode Island	113	74	13,574
39	Nebraska	104	74	14,479
40	Arkansas	124	66	28,406
41	West Virginia	136	66	12,969
42	New Hampshire	100	63	17,211
43	District of Columbia	124	57	25,052
44	South Dakota	79	51	7,574
45	Maine	50	42	6,527
46	North Dakota	69	39	15,767
47	Montana	51	37	4,496
48	Hawaii	61	34	4,580
49	Wyoming	60	34	6,014
50	Vermont	26	22	3,086
	Subtotal	58,751	33,839	56,83,782
	Total	58,778	33,859	56,86,223



Most Active Cities

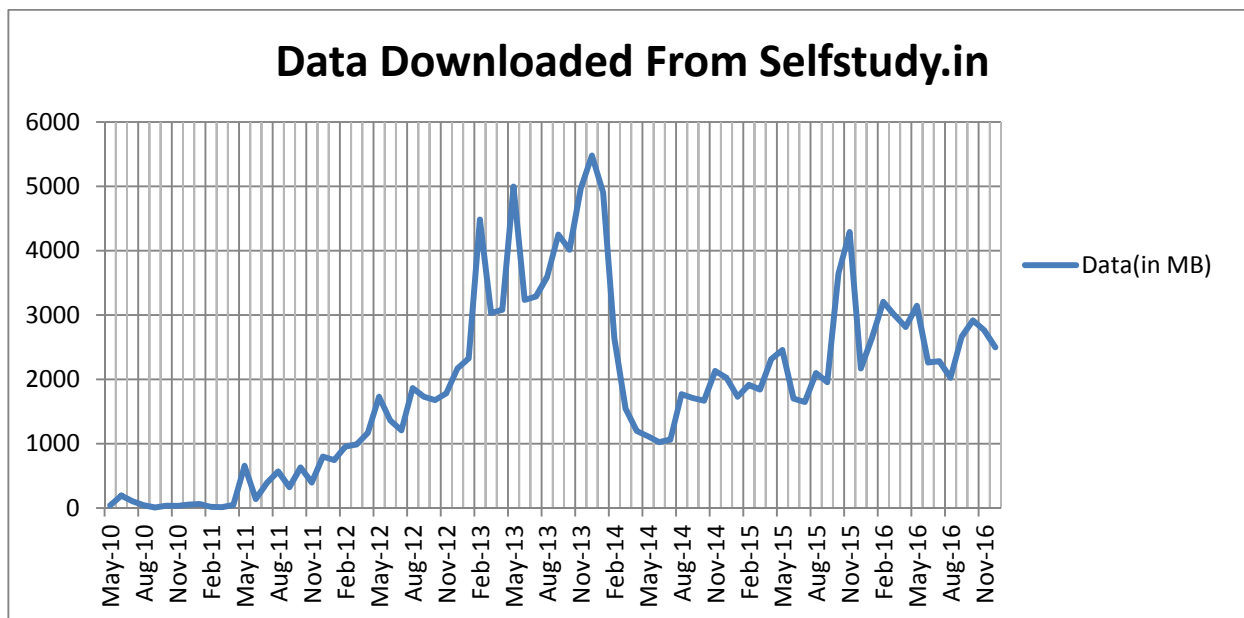
Srl No	City	Hits	Visitors	Bandwidth (KB)
1	Pasadena, California, United States	14,155	9,076	2,13,895
2	Shenzhen, China	9,387	8,580	16,74,983
3	Mumbai, India	25,745	4,685	23,58,809
4	Delhi, India	12,228	3,160	17,46,615
5	Ashburn, Virginia, United States	5,429	2,624	8,33,898
6	Kolkata, India	10,298	2,230	12,40,871
7	Lviv, Ukraine	7,138	2,141	21,184
8	Bangalore, India	9,670	1,945	9,55,919
9	Mountain View, California, United States	2,232	1,694	4,93,751
10	New Delhi, India	7,012	1,683	9,72,963
11	Beijing, China	1,902	1,612	3,46,945
12	Chennai, India	5,167	1,483	7,29,633
13	Hyderabad, India	4,076	1,183	4,96,014
14	Pune, India	4,189	1,172	4,54,244
15	Los Angeles, California, United States	1,952	1,144	1,14,354
16	Islamabad, Pakistan	3,885	908	3,97,458
17	Gurgaon, India	3,495	709	3,11,398
18	Dhaka, Bangladesh	2,763	677	2,75,315
19	London, United Kingdom	1,207	604	1,62,071
20	Moscow, Russian Federation	779	589	1,57,467
21	Suri, India	1,957	539	2,53,919
22	Singapore, Singapore	1,131	527	1,19,020
23	Chicago, Illinois, United States	618	520	42,711
24	Lucknow, India	1,812	500	2,83,484
25	Kiev, Ukraine	1,449	470	19,802
26	Sunnyvale, California, United States	475	419	53,720
27	Thane, India	10,223	412	2,07,897
28	Chandigarh, India	1,239	402	1,80,510
29	Noida, India	1,581	400	1,78,770
30	Shanghai, China	654	399	58,932

Site Utilisation



SelfStudy.in

Srl No	City	Hits	Visitors	Bandwidth (KB)
31	Lahore, Pakistan	1,428	391	1,30,186
32	Seoul, Korea, Republic of	1,451	371	1,19,367
33	Bhopal, India	1,463	354	1,52,649
34	Montréal, Canada	938	353	64,622
35	New York, New York, United States	1,631	349	75,562
36	Indore, India	1,508	348	1,42,731
37	Ahmedabad, India	1,327	347	1,35,229
38	Scottsdale, Arizona, United States	339	336	1,923
39	Karachi, Pakistan	1,121	323	1,18,667
40	Houston, Texas, United States	430	323	42,890
41	Nagar, India	1,131	323	1,28,736
42	Dubai, United Arab Emirates	963	320	91,608
43	Buffalo, New York, United States	473	312	1,28,476
44	Patna, India	1,351	309	1,83,608
45	Toronto, Canada	552	298	88,246
46	Jaipur, India	1,327	290	1,67,759
47	Bhubaneswar, India	1,492	290	1,42,556
48	Kalyan, India	14,178	288	1,65,913
49	Cairo, Egypt	1,064	272	1,02,811
50	Kathmandu, Nepal	1,066	260	90,350
	Subtotal	1,89,081	58,944	1,76,30,464
	Total	3,50,054	1,11,099	3,42,91,442



We are thankful to all users, you have given us the opportunity to serve. wish you all a very happy new year 2017, may God keep all of you in good health and spirit.

Admin (selfstudy.in)

Email: selfstudy.in@gmail.com